





NOTES:
 DESIGN AND SPECIFICATIONS SUBJECT TO CHANGE BY MANUFACTURE.
 POST AND FOOTING - AS REQUIRED BY SITE CONDITIONS AND CODES.

POST CAP OPTIONS			
NEW ENGLAND	GOTHIC	INSIDE PYRAMID	OUTSIDE PYRAMID
			

Wholesale
FENCING.COM

EverGuard® Melrose
 6' Nominal Panel - Elevation / Section

DATE: 08.22.13

SCALE: 1/2" = 1'-0"

BY: DDD

DWG #: EG.M.P6W

COPYRIGHT ©